

Light Shadow Adjustable, Trim 4L  
IC Rated / Airtight

Ceiling Recessed Adjustable Downlight.

Description

Flos introduces Light Shadow, a revolution in low-glare lighting. A patented and unique optical solution in this new family reaches extreme cut off angles without sacrificing efficiency. The optics have been designed exclusively by FLOS and guarantee maximum control and uniformity of the beam. Light Shadow is a downlight that can be perfectly incorporated into any architecture because of its extraordinary compact size that allows the integration even when there is a minimum space. The Airtight collection is available in 2 and 4 spots, trimmed or trimless, fixed adjustable and Wall Washer.


Lamp

Lamp Type	PowerLED
Wattage	11W
Initial Lumens	1026 lm, 1054 lm
Color Temperature	2700K, 3000K
Color rendering	CRI 90


Optical

Beam Angle	10°/ 22°/ 33°/ 45°
Lighting Type	Direct
Light Distribution	Symmetric











Physical

Material	Aluminum
Aiming	Adjustable 30° 
Weight	Fixture: 0.75 lb
Ingress Protection Rating	IP20

Finishes:

Exterior:	
 40 White	 14 Black
	

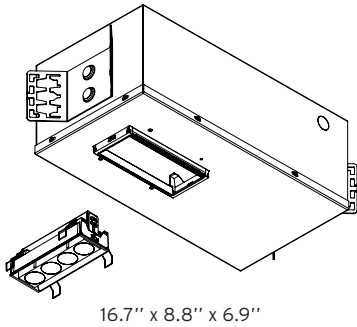
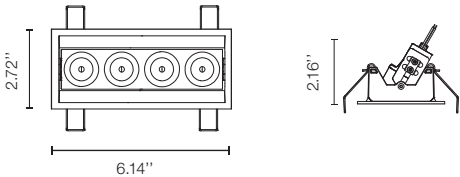
Interior:

 White	 Black	 Copper	 Steel
			
 Bronze			

Installation type	Ceiling Recessed
Environment	Indoor



Dimensions



Certifications



Class 2

Photometrics

For current IES files please visit  
[arch.flosusa.com](http://arch.flosusa.com)

Warranty

2 years from date of sale.

## Light Shadow Adjustable, Trim 4L IC Rated / Airtight

Ceiling Recessed Adjustable Downlight.



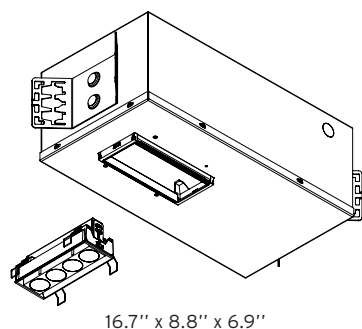
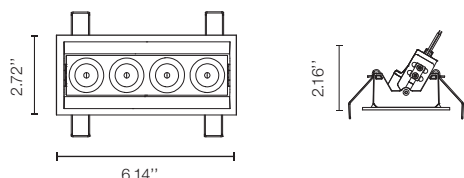
### Electrical & Control

Driver Input Voltage	120V - 277V
Control	Standard 0-10V dimming 1% linear
Driver	Integral - Housing
Current	900mA

### Performance

Delivered Lumens	up to 841 lm / up to 859 lm
Efficacy	up to 78 lm/W

### Dimensions



### Notes

Black reflector provides the greatest comfort level

Integral LED board is not field replaceable.

Airtight Listed housing for new construction only.

CCEA, Chicago Plenum standard 0-10V dimmable. Consult with factory for ELV option.

IC-rated downlight for direct insulation contact.

3500K and other CCT available but not cataloged. Consult factory for additional color temperatures.

### Certifications



Class 2

### Photometrics

For current IES files please visit  
[arch.flosusa.com](http://arch.flosusa.com)

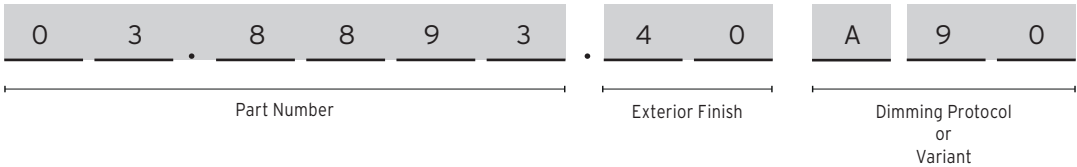
### Warranty

2 years from date of sale.

Light Shadow Adjustable, Trim 4L IC Rated / Airtight

Ceiling Recessed Adjustable Downlight.

How to specify



How to Specify ex. 03.8893.40A90

CCT	CRI	Initial Lumens	Watts	Beam Angle	Part Number	Exterior Finish	Interior Finish	Variant
2700	90	1026	11	10°	03.8893	<div><div></div> 40 = White</div> <div><div></div> 14 = Black</div>	<div><div></div> Black</div>	A90 : CCEA.  Housing is required.
					03.8892		<div><div></div> White</div>	
					05.1500		<div><div></div> Copper</div>	
					05.1501		<div><div></div> Steel</div>	
					05.1502		<div><div></div> Bronze</div>	
3000	90	1054	11		03.8897	<div><div></div> 40 = White</div> <div><div></div> 14 = Black</div>	<div><div></div> Black</div>	
					03.8896		<div><div></div> White</div>	
					05.1505		<div><div></div> Copper</div>	
					05.1506		<div><div></div> Steel</div>	
					05.1507		<div><div></div> Bronze</div>	
2700	90	1026	11	22°	03.9321	<div><div></div> 40 = White</div> <div><div></div> 14 = Black</div>	<div><div></div> Black</div>	
					03.9320		<div><div></div> White</div>	
					05.1510		<div><div></div> Copper</div>	
					05.1511		<div><div></div> Steel</div>	
					05.1512		<div><div></div> Bronze</div>	
3000	90	1054	11		03.9331	<div><div></div> 40 = White</div> <div><div></div> 14 = Black</div>	<div><div></div> Black</div>	
					03.9330		<div><div></div> White</div>	
					05.1515		<div><div></div> Copper</div>	
					05.1516		<div><div></div> Steel</div>	
					05.1517		<div><div></div> Bronze</div>	

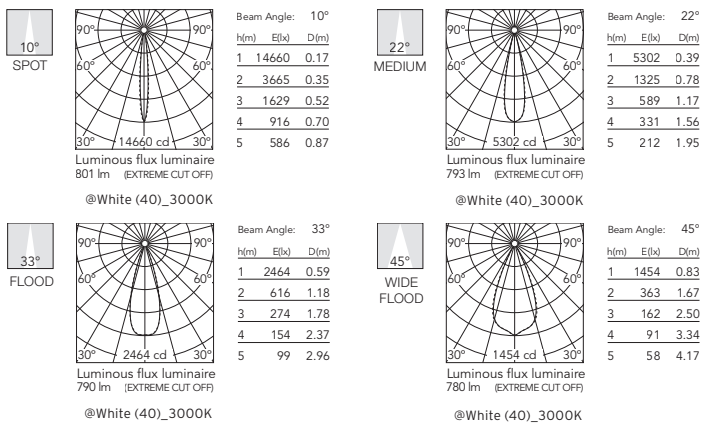
Light Shadow Adjustable, Trim 4L IC Rated / Airtight

Ceiling Recessed Adjustable Downlight.

How to Specify ex. 03.9326.40A90

CCT	CRI	Initial Lumens	Watts	Beam Angle	Part Number	Exterior Finish	Interior Finish	Variant
2700	90	1026	11	33°	03.9326	<div>40 = White</div> <div>14 = Black</div>	Black	A98 : CCEA. Housing is required.
					03.9325		White	
					05.1520		Copper	
					05.1521		Steel	
					05.1522		Bronze	
3000	90	1054	11	33°	03.9336	<div>40 = White</div> <div>14 = Black</div>	Black	
					03.9335		White	
					05.1525		Copper	
					05.1526		Steel	
					05.1527		Bronze	
2700	90	1026	11	45°	03.7309	<div>40 = White</div> <div>14 = Black</div>	Black	
					03.7308		White	
					05.1530		Copper	
					05.1531		Steel	
					05.1532		Bronze	
3000	90	1054	11	45°	03.7313	<div>40 = White</div> <div>14 = Black</div>	Black	
					03.7312		White	
					05.1535		Copper	
					05.1536		Steel	
					05.1537		Bronze	

Photometrics



Light Shadow Adjustable, Trim 4L IC Rated / Airtight

Ceiling Recessed Adjustable Downlight.

Required Mounting Accessories

Light Shadow 4L adjustable Airtight Housing for New construction, Integral 0-10V dimmable driver. CCEA Chicago Plenum	1 male, 1 female hanger bar Extendable from 14" to 24" centers. Qty required for housing is 2. Part number listed below is a Set of 2
Part Number:  08.7066.00A90	Part Number:  08.1201.00.UL

